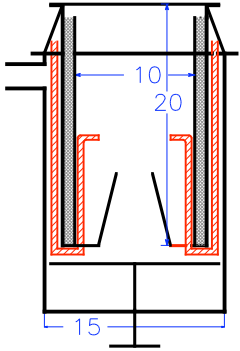
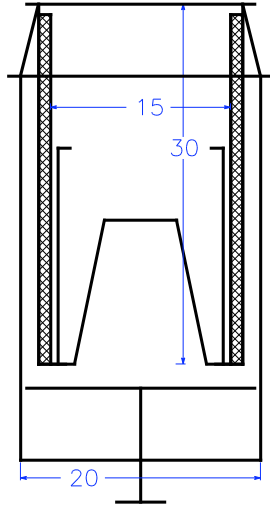


# GEK Scale-up Sizing Steps

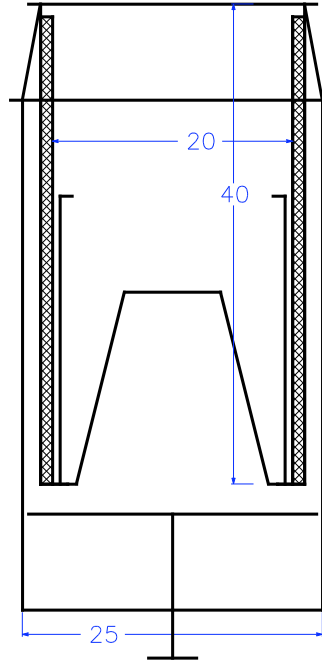
Each step based on common north american tank sizes.  
Gas flow rates estimated with traditional Imbert sizing chart



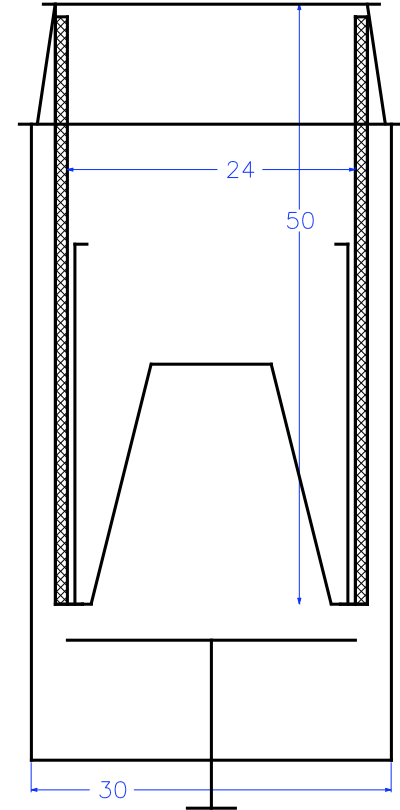
Small Block GEK  
2.5–**3**– 4 inch  
constriction



Big Block GEK  
4–**6**–8 inch  
constriction



Mountain GEK  
6–**8**–10 inch  
constriction



Merlin GEK  
8–**10**–12 inch  
constriction